

# Ultron ES-OVM

## Datasheet

### General Description

Ultron ES-OVM is a column used for the separation of chiral isomers (enantiomeric compounds). Chiral isomers have the same general chemical structure but the two structures cannot be superimposed on each other and cannot be separated by conventional HPLC columns. The Ultron ES-OVM column contains a packing material that has numerous chiral recognition sites, making it applicable to a wide range of enantiomeric compounds. This column recognizes hydrogen-bonding, polar, ionic, and hydrophobic sites, as well as the three-dimensional structure of sample molecules.

The Ultron ES-OVM particles are silica-based, nominally 5  $\mu\text{m}$  in diameter with 120 $\text{\AA}$  pores. A chiral-recognition protein, ovomucoid, is chemically bonded to the silica support.

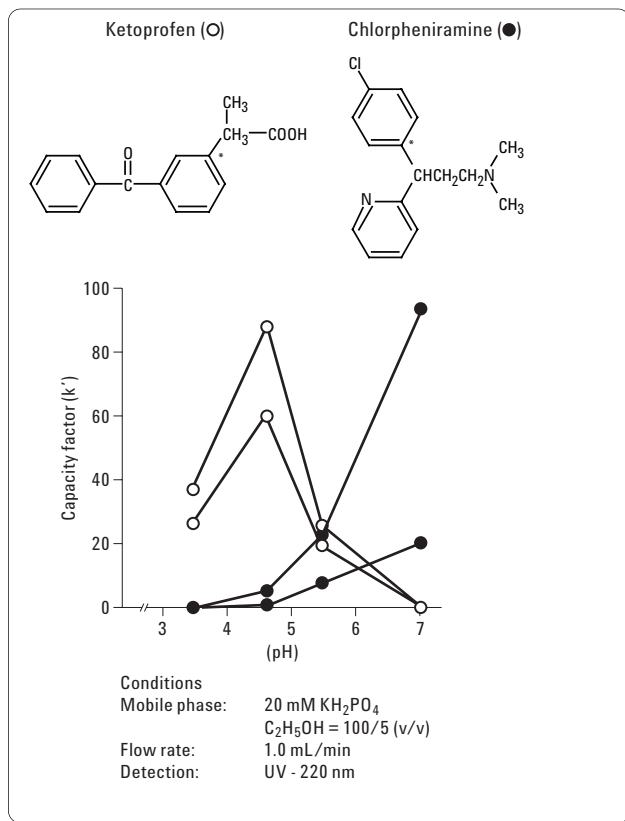


Figure 1

### Safety Considerations

- All points of tubing connection in HPLC systems are potential sources of leaks. Users of liquid chromatographic equipment should be aware of the toxicity or flammability of the mobile phase used.
- Because of its small particle size, dry packings are respirable. Columns should only be opened in a well-ventilated area.

### Operational Guidelines

- The direction of flow is marked on the column. Do not reverse flow through the column except when trying to backflush material from the inlet.
- The allowable pH range of the mobile phase is 3.0 to 7.5.
- Ultron ES-OVM columns are compatible with water and many of the commonly used organic solvents (for example, methanol, ethanol, and acetonitrile). Organic solvent concentrations greater than 50% are not recommended.
- Maximum recommended operating pressure is 200 bar (3000 psi).
- Maximum operating temperature is 40  $^{\circ}\text{C}$ .

### Mobile Phase Considerations

#### pH Effects

A typical relationship between mobile phase pH and solute capacity factors ( $k'$ ) is shown in Figure 1. The  $k'$  of basic compounds generally increases at higher pH while the  $k'$  of acidic compounds generally decreases at higher pH levels. Acidic compounds also have decreased retention at pH levels below 3.9, the isoelectric point for ovomucoid. Resolution generally increases with pH increase for basic compounds. For acidic compounds, resolution can generally be increased with pH decrease.

#### Salt Concentration

The effect of salt concentration in the mobile phase on peak retention is shown in Figure 2. No effect is seen above 20 mM. When low salt concentrations (for example, 5 mM) are used, the  $k'$  of acidic compounds often greatly increases, whereas the  $k'$  values of basic compounds slightly decrease.



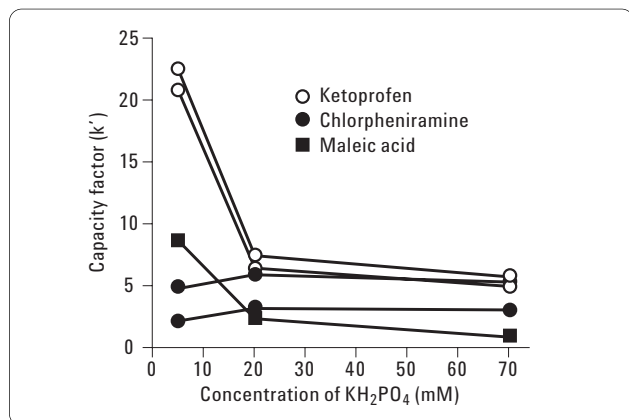


Figure 2

### Organic Solvent

The retention of sample compounds can be varied by changing the type of organic solvent used in the mobile phase (that is, methanol, ethanol, or acetonitrile) as well as by the concentration of the organic component. The effect seen is generally similar to that observed in conventional reversed-phase HPLC (Figure 3).

### Other Effects

#### Column Temperature

The relationship between column temperature and peak resolution appears complex. While column efficiency improves at higher temperatures, the resolution of two closely eluting peaks may be optimal at some intermediate temperature.

#### Sample Loading

Column efficiency decreases rapidly with increasing sample weight injected into the column. Thus, a low sample load per injection (for example, less than 5 µg) is recommended.

### Applications

Ultron ES-OVM columns separate a wide variety of chiral isomers. Examples include pharmaceuticals such as the β-blocking drugs alprenolol and bunitrolol, antihistamines (chlorpheniramine), and nonsteroidal anti-inflammatory drugs (ibuprofen). Other applications include agrichemicals and racemic amines and acidic compounds.

### Column Care

Buffered mobile phases with pH ranges of 2 to 7.5 (3 to 7 preferred) and common organic water-miscible solvents (for example, acetonitrile, methanol, ethanol, and propanol) can be used safely with the Ultron ES-OVM column. Mobile phases with > 50% organic solvent should not be used. Guard columns are recommended for most

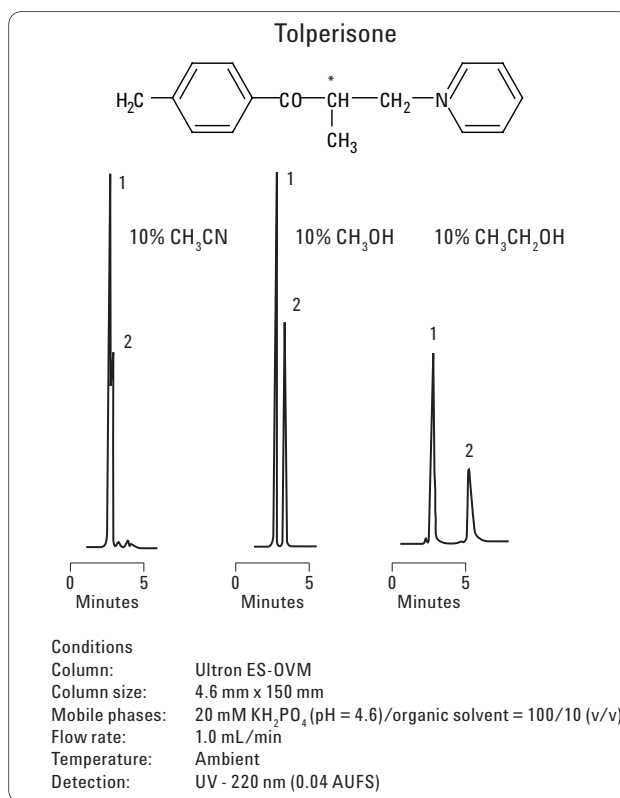


Figure 3.

applications to protect the analytical column against deleterious contaminants. Samples containing extraneous materials that will be highly retained on the column should be carefully avoided. Contaminated columns exhibiting poor peak shapes sometimes are conveniently restored by flushing with 20 to 40 column volumes of 50% acetonitrile/distilled water. Columns are preferably stored in a mobile phase of 10 to 20% acetonitrile/distilled water (after flushing out any previously used buffer) when not in use for long periods.

### For More Information

For more information on our products and services, visit our Web site at [www.agilent.com/chem](http://www.agilent.com/chem).

Agilent shall not be liable for errors contained herein or for incidental or consequential damages in connection with the furnishing, performance, or use of this material. Information, descriptions, and specifications in this publication are subject to change without notice.

© Agilent Technologies, Inc. 2008

Printed in the USA

July 1, 2008

820643-001 E



Agilent Technologies