

## Analysis of Uracil and Cytosine

**Keywords:**

HILIC, uracil, cytosine, bioanalysis, UV, iHILIC-Fusion(+)

**Test Conditions:**

Column: **iHILIC®-Fusion(+)**  
100 x 2.1 mm, 1.8 µm, 100 Å, #80220

Part No.: **100.102.0110**

Mobile phase: 80/20 (v/v), Acetonitrile/25 mM Ammonium Acetate, pH 6.8

Flow rate: 0.2 mL/min

Back pressure: 193 bar

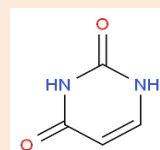
Temperature: Ambient

Injection volume: 2 µL

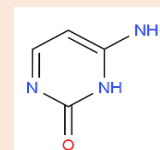
Sample: Naphthalene (15 µg/mL); Uracil (7.5 µg/mL); Cytosine (15 µg/mL)

Sample diluent: Mobile phase

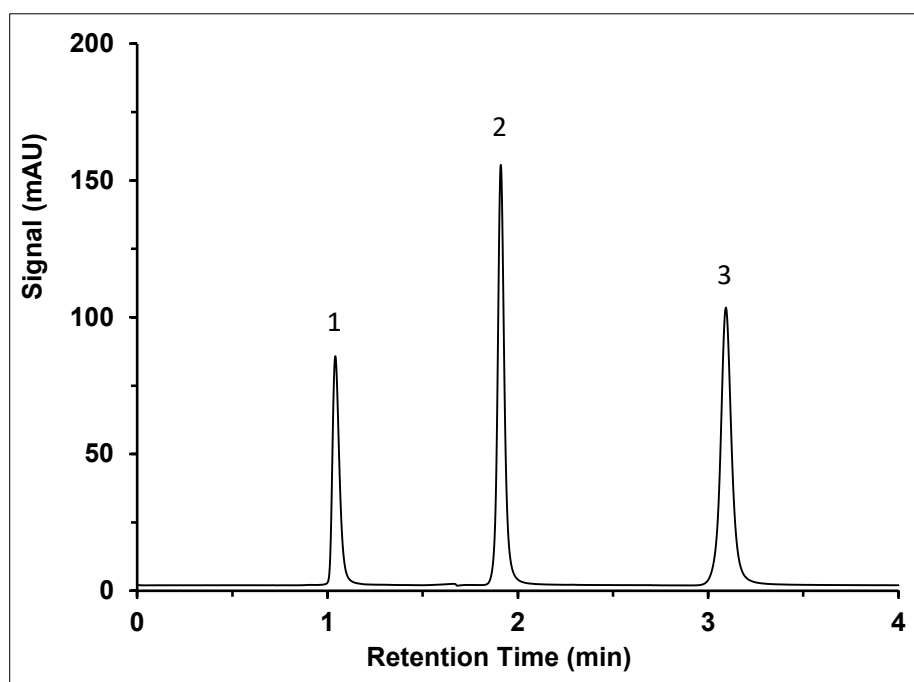
Detection: UV at 254 nm

**Compounds:**

Uracil



Cytosine

**Peak:**

1. Naphthalene
2. Uracil
3. Cytosine