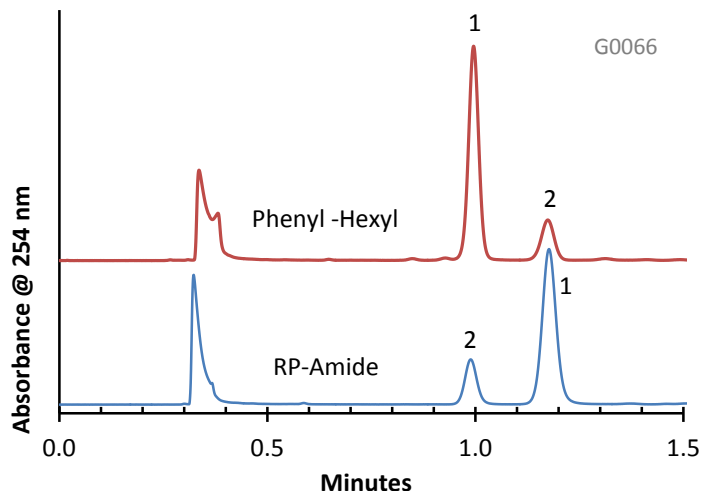


Separation of Diosmin and Hesperidin on HALO Phenyl-Hexyl and HALO RP-Amide



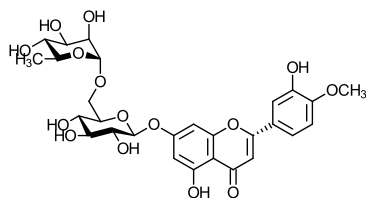
PEAK IDENTITIES:

1. Diosmin
2. Hesperidin

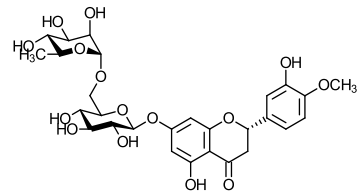
TEST CONDITIONS:

Column 1: 4.6 x 50 mm, HALO Phenyl-Hexyl
 Part Number: 92814-406
 Column 2: 4.6 x 50 mm, HALO RP Amide
 Part Number: 92814-407
 Mobile Phase: 78/22: Water/acetonitrile
 Flow Rate: 1.5 mL/min.
 Pressure: 145 Bar
 Temperature: 40°C
 Detection: UV 254 nm, VWD
 Injection Volume: 0.5 µL
 Sample Solvent: Dimethylformamide*
 Response Time: 0.02 sec.
 Flow Cell: 2.5 µL semi-micro
 LC System: Shimadzu Prominence UFLC XR
 ECV: ~14 µL

STRUCTURES:



Diosmin



Hesperidin

These two semi-synthetic flavonoids are often taken to enhance vascular health. The two compounds may be easily separated using either HALO RP-Amide or HALO Phenyl-Hexyl phases. Note the difference in elution order on the two phases.

*Needed for solubility reasons.