

The Use of NPS[®] for Fast On-Line Process Monitoring

NPS[®] is a breakthrough in fast HPLC. NPS is ultra-pure, highly uniform non porous silica spheres which provide the LC chromatographer greatly improved mass transfer and lower detection limits. Coupled with enhanced stability and dramatically reduced solvent usage, NPS is the ideal column to meet the ever increasing demands placed on today's analytical labs - Improved productivity at a lower cost.

This paper was originally presented at IFPAC⁹⁶, Jan. 21-24, 1996 in Orlando FL entitled: "On-line HPLC monitoring of a deprotecting process" by Z. Ge, R. Thompson, D. DeTora, T. Maher, P. McKenzie, D. Ellison and J. Crutchfield, Merck Research Laboratories, P.O. Box 2000, Rahway, NJ 07065.

The development of an on-line analysis of the deprotecting step in the synthesis of *indinavir* (an HIV-1 protease inhibitor) was successfully accomplished using the MICRA NPS ODS-I 4.6x33 mm column. The usual method for this analysis has been off-line using a porous C-18 column (25cm length) where seven components are monitored including two highly unstable and undesirable intermediates that can be underreported if not rapidly assayed. The total analysis time for this off-line method is one hour including sample preparation. The development of an on-line analysis has eliminated the need for any operator sample handling of the highly corrosive and hazardous samples and reduced the analysis time from one hour to 18 minutes per sample. This has significantly improved sample turnaround time and the collection of data for better process control and optimization.

Figure 1. On-line analysis of typical reaction mixture from the deprotecting step of indinavir synthesis.

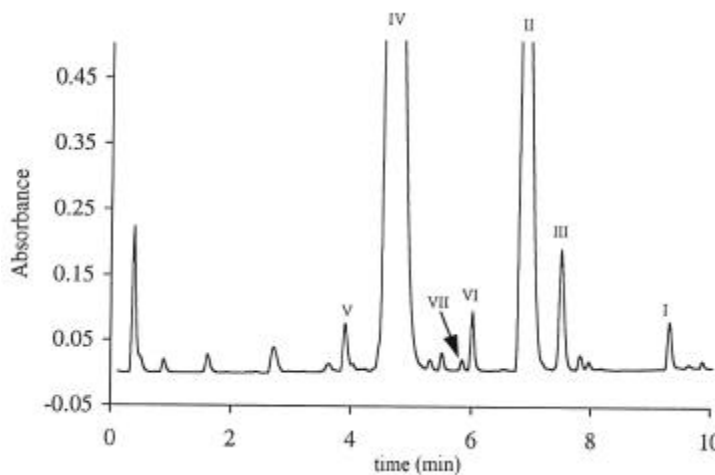
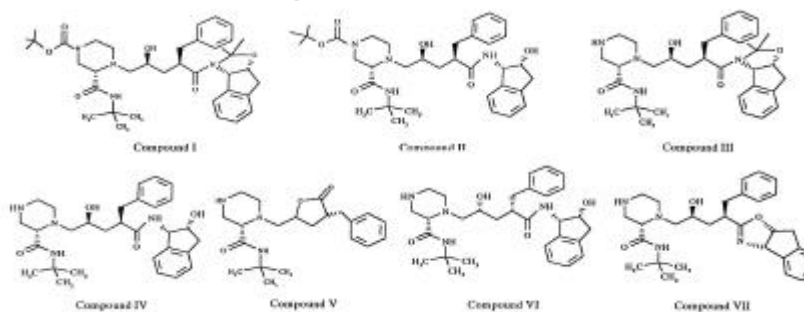


Figure 2. Structures of the compounds of interest



Think small
 Think fast
 Think **NPS**[®]

Figure 3. Synthetic mixture on MICRA NPS 1.5µm ODS-I

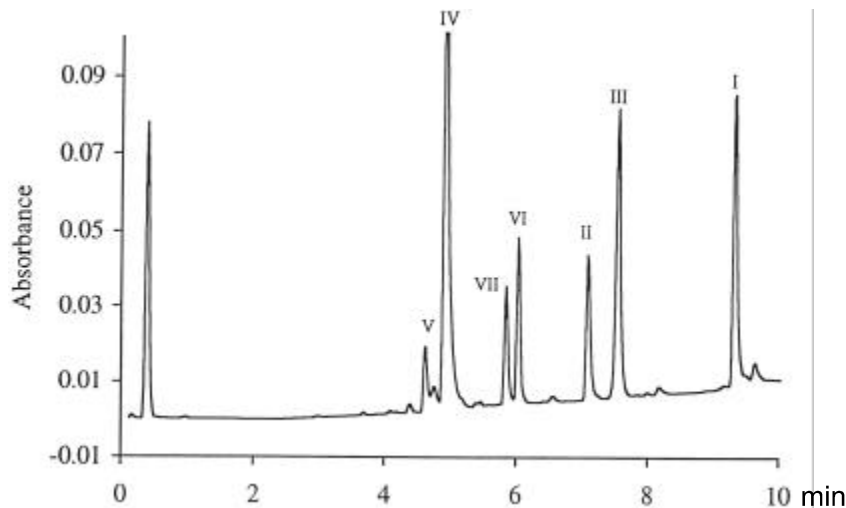
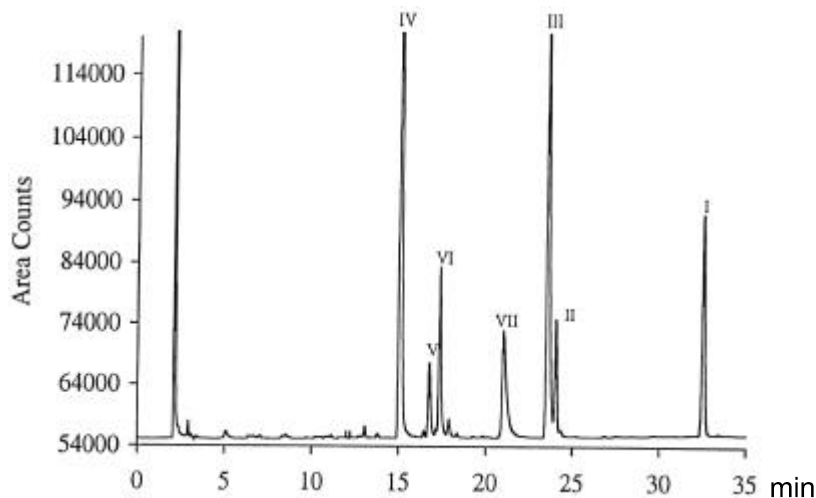


Figure 4. Chromatogram of synthetic mixture on porous ODS-2



Eprogen
 8205 S. Cass Avenue
 Suite #106
 Darien, Illinois 60561
 USA
 Phone: (630) 963-1481
 Fax: (630) 963-6432
 E-mail: info@eprogen.com
www.eprogen.com

Operating Conditions

Column
Detector/Flow Cell
Column
Mobile Phase

Gradient

Flow Rate
Temperature
Injection Volume
Sample Solvent
Run Time
System Void Volume

MICRA NPS ODS-I
 UV 220 nm
 1.5 µm, 33x4.6mm ID
 A: 20mM KH₂PO₄, pH 2.5
 B: ACN
 95% A to 55% A
 in 10 min.
 1.0 mL/min
 Ambient
 2µL
 50/50 50mM K₂HPO₄/ACN
 10 minutes
 0.3 mL

Inertsil ODS-2
 UV 220 nm
 5 µm, 250x4.6
 A: 2mM KH₂PO₄, 8mM K₂HPO₄, pH 7.5
 B: ACN
 20%B for 3 min, 20% to 80% over 30 min,
 hold 2 min
 1.0 mL/min
 Ambient
 20µL
 50/50 10mM K₂HPO₄, pH 7.5/ACN
 35 minutes
 2.3 mL